



PVEPD



**Welcome to the
Palos Verdes Estates Police Department**

CITY OF PALOS VERDES ESTATES

MAYOR JIM GOODHART



COMMUNITY CRIME TREND UPDATE AND BURGLARY PREVENTION

- Review PVE and Regional Residential Burglary Crime Trends
- Police Department's Response and Burglary Suppression Strategies
- Crime Prevention and Residents' Participation
- Social Media Information Sources (Website, Nextdoor, Nixle, etc.)
- Neighborhood Watch President Introduction
- ProTechDNA & Anti-Theft Dots

So What Is Our Police Dept Doing About It?

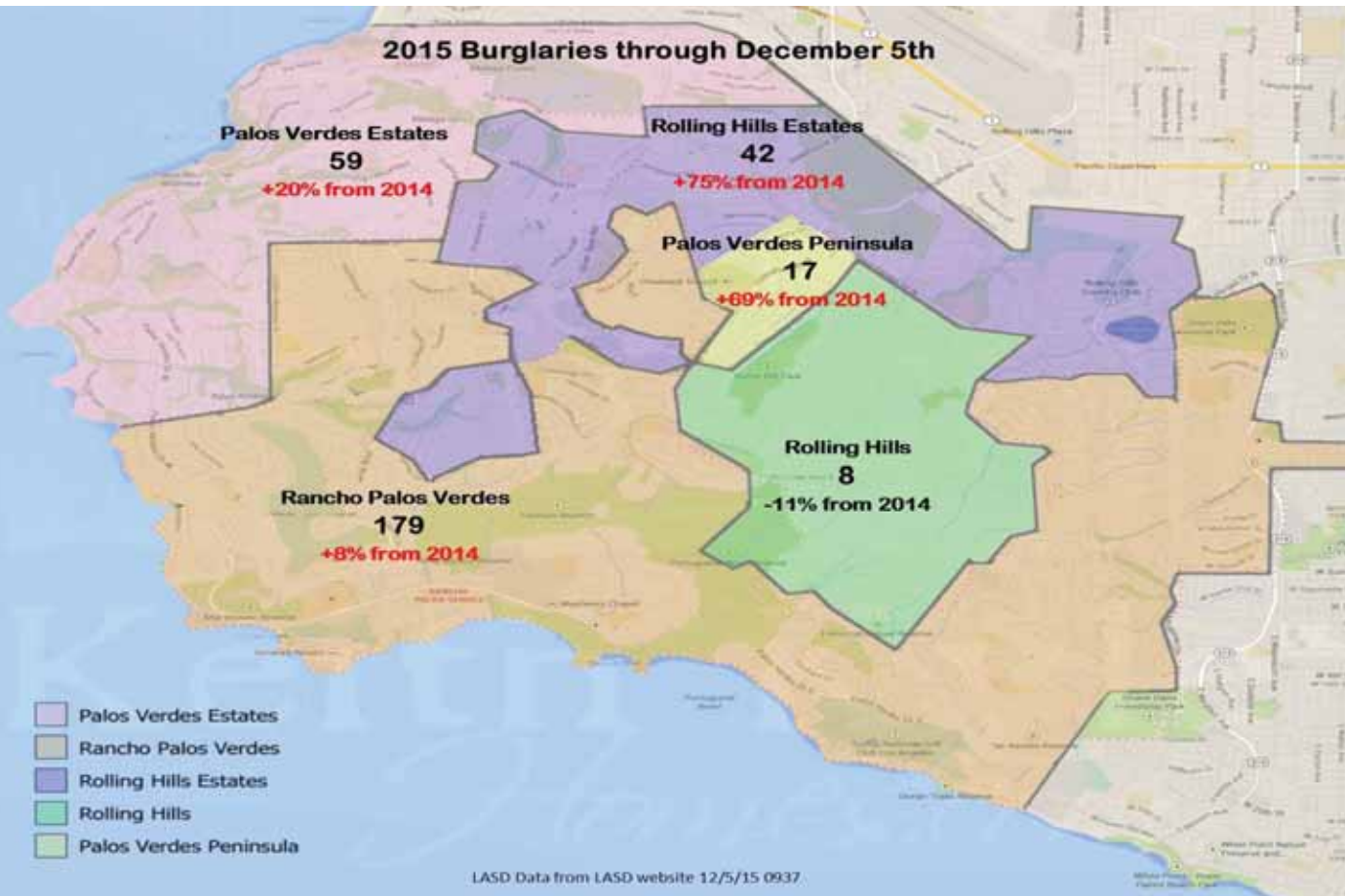
Burglary Suppression Strategies:

- Dedicated Directed Patrols
- Crime Analysis
- Community Outreach
- Anti-Theft Dots
- GPS Trackers In Vacation Homes
- GPS Trackers On Delivered Packages
- Voluntary Camera Registration
- Residential Service Worker
“Observe & Report” Program
- Solicitor Enforcement
- Alarm/Security System Selection
Guide For Residents
- Home Security Assessments
- Neighborhood Watch
- Neighborhood Tent Events
- Burglary Suppression Taskforce
- Regional Law Enforcement Agency
Collaboration
- Citywide Surveillance Cameras

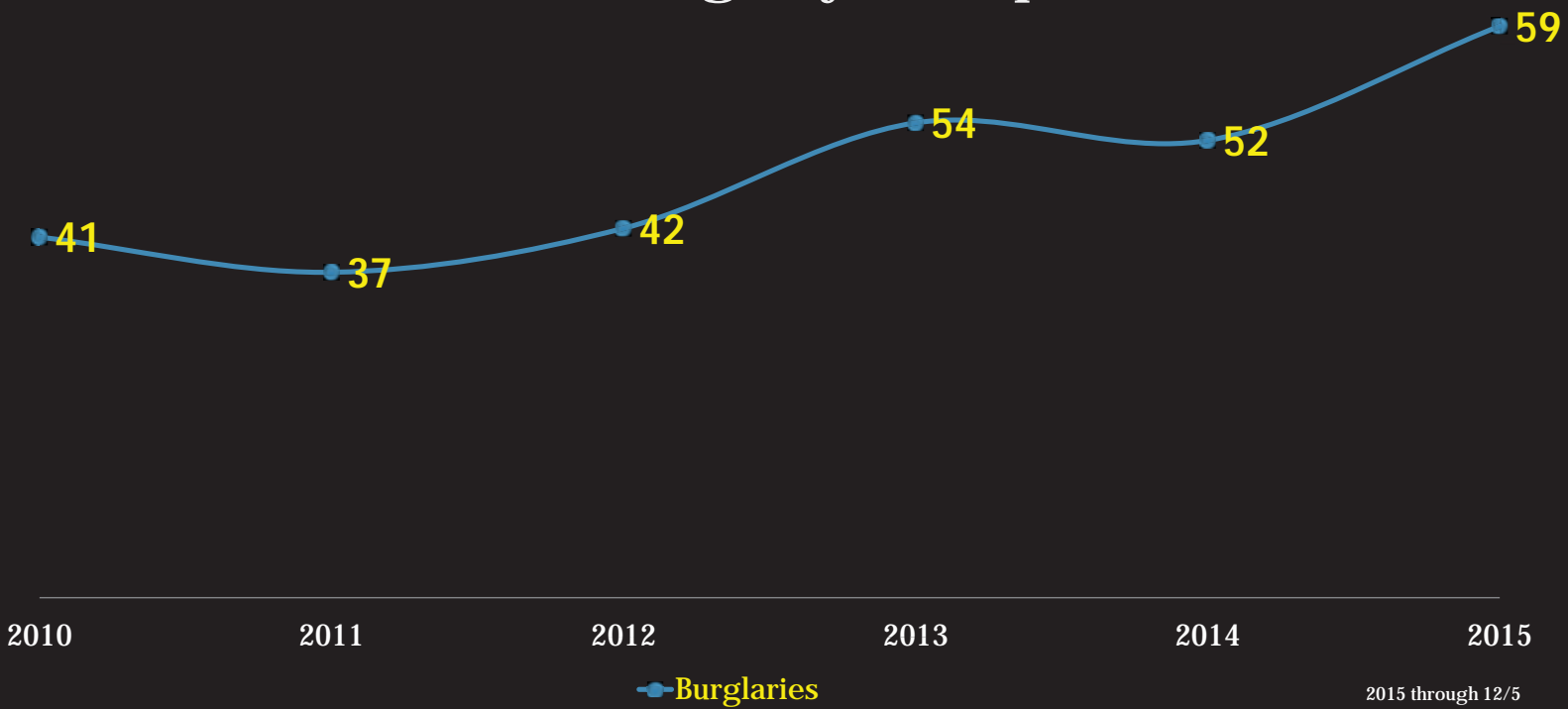
Captain Tony Best

Regional & Local Crime Trends

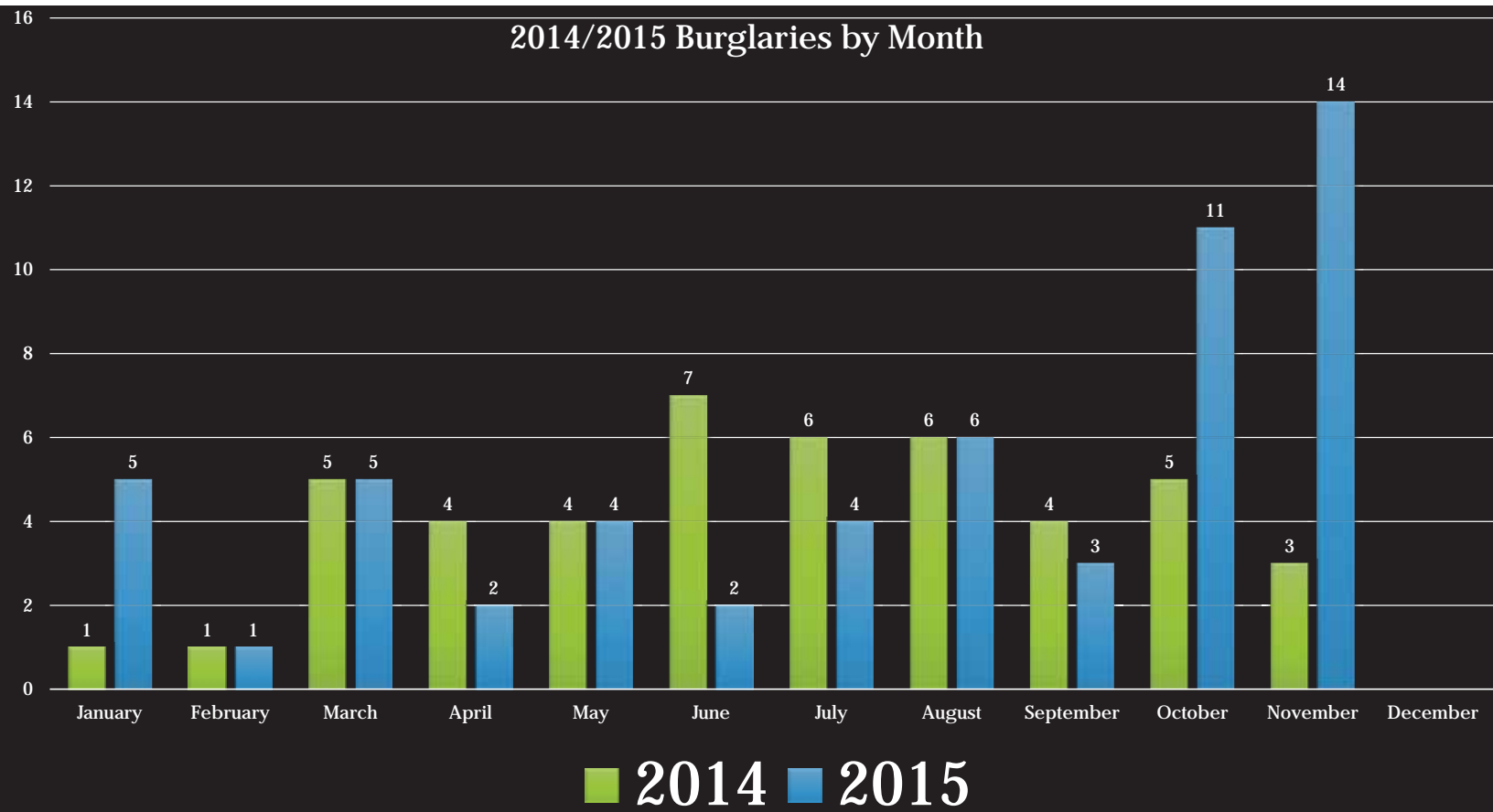
2015 Burglaries through December 5th



5 Year Burglary Comparison



2014/2015 Burglaries by Month





PALOS VERDES ESTATES POLICE DEPARTMENT RESIDENTIAL BURGLARY MAP DETAILS 10/01/15-12/05/15



Detective Sgt. Steve Barber
Burglary Case Reviews & Arrests



ARRESTED



ARRESTED

Location: 3700 blk. Via Valmonte; October 28, 2015, 3:00 p.m.

Incident Summary: Resident called to report suspicious activity in his neighborhood. Officers responded and located a vehicle leaving the area and subsequently arrested the pictured suspects for burglary.



ARRESTED

Location: 800 blk. Paseo Lunado; October 29, 2015, at 1:39 a.m.

Incident Summary: Resident called to report the above pictured suspect in her rear yard pounding on her door. Officer responded and subsequently arrested the suspect for burglary.



ARRESTED



ARRESTED

Location: 1200 blk Palos Verdes Drive West; November 12, 2015 at 3:43 a.m.

Incident Summary: An officer on patrol noticed two suspicious subjects standing near a parked vehicle. After witnessing a minor infraction, he contacted the two. This contact lead to the discovery of stolen mail in and around the vehicle. Both were arrested for mail theft.



(Photo withheld due to property owner's unwillingness to support prosecution).

ARRESTED

Location: 700 blk. Via Del Monte; November 13, 2015, at 8:58 p.m.

Incident Summary: Resident called to report suspicious vehicles/subjects in the area. Officers responded and checked the area and found evidence of a burglary. Officers subsequently located a suspect in a nearby business and arrested him for burglary.



ARRESTED

Location: 1000 blk. Via Ventana; November 25, 2015, at 9:31 a.m.

Incident Summary: Resident called to report a suspicious person in her rear yard. Officers responded, checked the area and located the suspect in the area. She was subsequently arrested for burglary.



ARRESTED



ARRESTED

Location: 3000 block of Palos Verdes Drive North; November 26, 2015, at 11:16 p.m.

Incident Summary: An officer on patrol stopped a vehicle for a traffic infraction. Through his investigation, the two subjects were arrested for possession of burglary tools and stolen property.



WANTED

Location: 2000 block of Via Visalia; November 27, 2015, at 7:28 p.m.

Incident Summary: The above picture suspect was identified as being involved in a burglary that turned into an armed robbery when the homeowner interrupted the crime.



ARRESTED



ARRESTED

Location: 800 blk. Victoria Place; December 3, 2015, at 11:21 a.m.

Incident Summary: Resident called to report a suspicious vehicle parked in the area and suspicious people knocking on a neighbors door. Officers responded, checked the area and located evidence of a burglary. One suspect was arrested after fleeing the area in a vehicle. Additional suspect was arrested through detective follow-up investigation.



Location: 2000 blk. Paseo Del Mar; December 6, 2015; 8:53 a.m.

Incident Summary: An officer on patrol noticed a suspicious vehicle parked in the driveway of a residence he knew was unoccupied. A check of the property revealed that a rear sliding door was open. During the check of the property, a female suspect was contacted and subsequently arrested for burglary.



ARRESTED

Location: 3200 blk. Palos Verdes Drive North, November 5 - 6, 2015; 5:00 p.m. to 8:00 a.m.

Incident Summary: The above picture suspect was identified as being involved in a theft from a vehicle. Arrested on December 8, 2015.

Home
Security?
or
Paranoia?

Keep it
Reasonable



CRIME PREVENTION?



Crime Prevention Steps



Call the Community Relations Officer
for More Crime Prevention Information

Community Relations Officer
Marcelle McCullough
(310) 378-4211 x 2121

- Lock Your Side Gates
- Lock Your Home And Car Doors
- Outdoor Lighting
- Indoor Lamp Timers
- Deadbolt Locks & Re-enforced Jambs
- Alarm System & Camera System
- Photograph Valuables
- Record Serial Numbers
- Engrave Driver's License Number Not SSN
- Use Anti-Theft Dots
- Know Your Neighbors
- Join Neighborhood Watch
- Call The Police On Suspicious

LOCK YOUR SIDE GATES




OUTDOOR LIGHTING

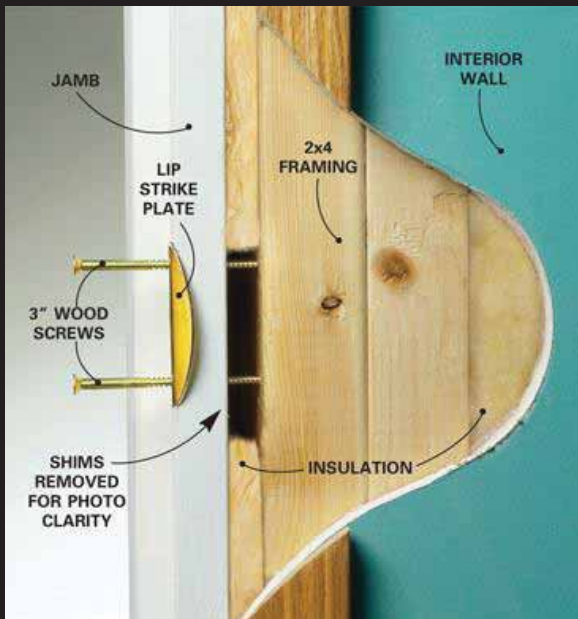


Which Home Would The Burglar Rather Enter?

DOOR LOCKS AND JAMBS

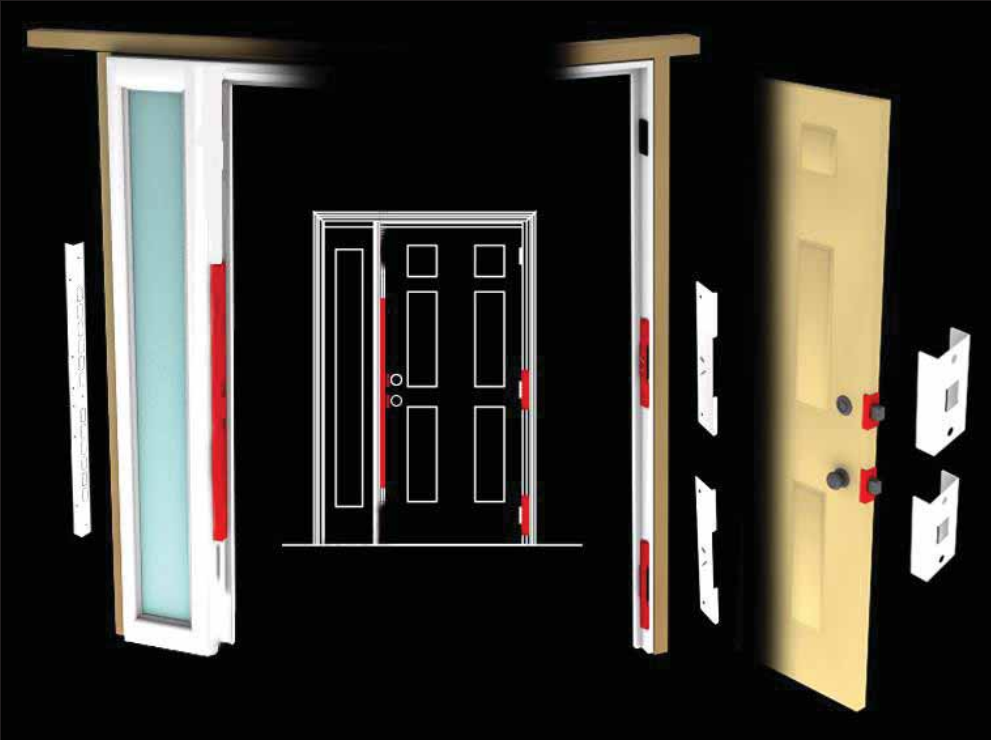


A View Into Your Walls (With Drywall Wall Board Removed)



Door Armor

Approximate cost: \$70



Professionally Installed & Monitored Burglar Alarm Companies



DIY Home Security & Alarm Systems

\$200 - \$1500



“Iris” from Lowe’s



SimpliSafe

SECURITY CAMERAS

Overall Cost
 Camera Quantity
 IR Night Vision
 Camera Resolution

DVR Storage Size
 Pan/Tilt/Zoom
 Remote Viewing
 Wired or Wireless

Cable Length
 Audio
 Warranty
 Hide Your DVR

8 CHANNELS | 8 CAMERAS | 2TB HDD DRIVE | 1080p

Loxex 8-Channel HD Analog DVR with 2TB HDD, 8 1080p Cameras with 130 ft Night Vision

4 x 4 x 4 Outdoor-Rated 1080p Bullet Cameras, 8-Channel 2TB Recorder, Remote Viewing, 8 60' Cables

Complete product

★★★★☆ 3.4 (4) [Write a review](#)

Share This Product: [f](#) [t](#) [g+](#) [v](#) [p](#) [e](#) [r](#) [i](#) [n](#) [t](#) [t](#) [h](#) [i](#) [s](#) [p](#) [a](#) [g](#)

Item #153961

\$50 manufacturer's discount is valid 11/30/15 through 12/13/15. While supplies last.

Online Price	\$499.99
Less	-\$50.00
Your Price	\$449.99

[Manufacturer's Warranty](#)



System Package:

- Advance DVR
- 4 Color Cameras
- 500 GB HD
- Installation

\$ 980.

CALL NOW

4 Channel System

FEATURES: NIGHT VISION CAMERAS



Features: Remote Viewing



Mobile remote access in seconds



1 Connect the DVR to the Cameras & a Monitor



2 Connect to a wi-fi router



3 Download the Zsight App and register an account



4 Scan the QR-Code and Enjoy Live Viewing

VOLUNTARY CAMERA REGISTRATION

- Free, simple, and quick:
www.pvestates.org
- Let's Detectives Know where cameras are located
- Let's you shares your video with police & help your neighbors
- Protects your Neighborhood

The screenshot displays the 'Forms' section of the City of Palos Verdes Estates website. The page title is 'CITY OF PALOS VERDES ESTATES'. The navigation menu includes 'HOME', 'ABOUT PVE', 'CITY GOVERNMENT', 'DEPARTMENTS & SERVICES', and 'I WANT TO...'. A search bar is located in the top right corner. The main content area is titled 'Forms' and features a 'Voluntary Camera Registration' form. The form includes a radio button to select between 'Residence' and 'Business'. It has input fields for 'Name' (Last and First), 'Business Information (If Applicable)' (Business Name and Business Contact Person), 'Address', 'Home/Business Phone Number', 'Mobile Phone Number', 'Responsible Party Phone Number (If Business)', and 'Email Address'. There are also 'Start & Return' and 'Print' buttons.



PALOS VERDES ESTATES POLICE DEPARTMENT CRIME BULLETIN



JEFF KEPLEY
CHIEF OF POLICE

COMMUNITY ALERT: THE PVEPD IS SEEKING YOUR ASSISTANCE-IF YOU HAVE ANY INFORMATION ABOUT THESE CRIMES OR SUSPECTS, PLEASE LET US KNOW. AS ALWAYS, REPORT SUSPICIOUS ACTIVITY AT 310-378-4211 (EMERGENCIES DIAL 9-1-1)



(DR: 15-13549)



(DR: 15-13408)

CRIME: 459 PC-RESIDENTIAL BURGLARY

Options: Fake Cameras and Signs

Fake Signs: \$6-10

Fake Cameras: \$8-20



UniquExceptional UDC4silver Fake Security Camera with 30 Illuminating LEDs (Silv) **First Alert YS-1 Security Yard Sign (White)**

by UniquExcept First Alert
★★★★★ (12) 10 customer reviews

~~Price: \$11.99~~
Price: \$7.88 **Free shipping** for Prime members when buying this Add-on item. [Details](#)

In Stock.
Arrives before Christmas.

Want it Friday, Dec. 11? Add it to a qualifying order within 4 hrs 30 mins and choose **Two-Day Shipping** at checkout. [Details](#)

Sold by ATC LLC and Fulfilled by Amazon. Gift-wrap available.

Product Packaging: **Standard Packaging**

- 30 Fake Infra Red Night Vision LEDs that stay illuminated during darkness
- Batteries now last 9-12 months Power requires: 2 x AA batteries (Not Included).
- Realistic look and design. Can be used Indoor or Outdoor.
- Each camera includes the security sticker shown.

[Add-on item](#)

This item is available because of the Add-on program:
The Add-on program allows Amazon to offer thousands of low priced items that would be cost-prohibitive to ship on their own. These items ship with qualifying orders over \$25. [Details](#)



24 hour SURVEILLANCE
vigilante las 24 horas
PROTECTED BY
PROTEGIDO POR
First Alert
www.firstalert.com

amazon.com

First Alert YS-1 Security Yard Sign (White)
by First Alert
★★★★★ (12) 10 customer reviews

~~Price: \$9.99~~
Price: \$7.99 **Free shipping**

VIDEO DOOR BELLS

\$50 - \$200





Pool Cleaners



Plumbers



Gardeners



Exterminators



Tree Trimmers



Home Builders



Chimney Sweeps



Painters

**RESIDENTIAL SERVICE PROVIDER
"OBSERVE & REPORT"
PROGRAM**



**PALOS VERDES ESTATES
POLICE DEPARTMENT**

340 Palos Verdes Drive West
Palos Verdes Estates, CA 90274
(310) 378-4211



Air Conditioning & Heating



Home Deliveries



Carpet Cleaners



Window Cleaners



Roofers



Electricians



House Cleaners



Masonry

DOOR TO DOOR SALES & SOLICITORS



- Could be “Knock Knock Burglar” checking to see if someone is home, or casing neighborhood
- Call the Police to verify legitimacy of Sales/Solicitor
 - Permit Required (except for religious proselytizing)
- Expect a phone call back from Police notifying you of the outcome

Home Security Assessment

FREE

HOME SECURITY ASSESSMENT

Contact
Marcelle McCullough
at PVEPD



Do It Yourself
Or
We Can Help


Palos Verdes Estates Police Department
100 Palos Verdes Drive West, Palos Verdes Estates, CA 90274-3100 | www.palosverdes.com

HOME SECURITY ASSESSMENT CHECKLIST FOR RESIDENTIAL BURGLARY PREVENTION

This checklist is intended to help you make a security survey of your own home. The first purpose of a home security inspection is to identify features at your home, or daily routines of your family, which might make your home an easy target for a burglar. The security inspection should begin at your front door, thoughts about your habits. Each question on the checklist which you answer with an "x" or a check mark in the second column indicates a security weakness or hazard which impairs your situation.

DOOR IS CLOSED
Has your address number been clearly marked above the door?

SECURITY CAMERA
Are security cameras used properly?

EXTERIOR LIGHTING
Are lamps and sconces, chandeliers, outdoor lighting, etc. used to illuminate the door?

SPY HOLE EXTERIOR MOUNT
Does your door have a spy hole and a cover to hide a peephole when needed?

DOOR IS UNLOCKED
Has your door been locked when you leave?

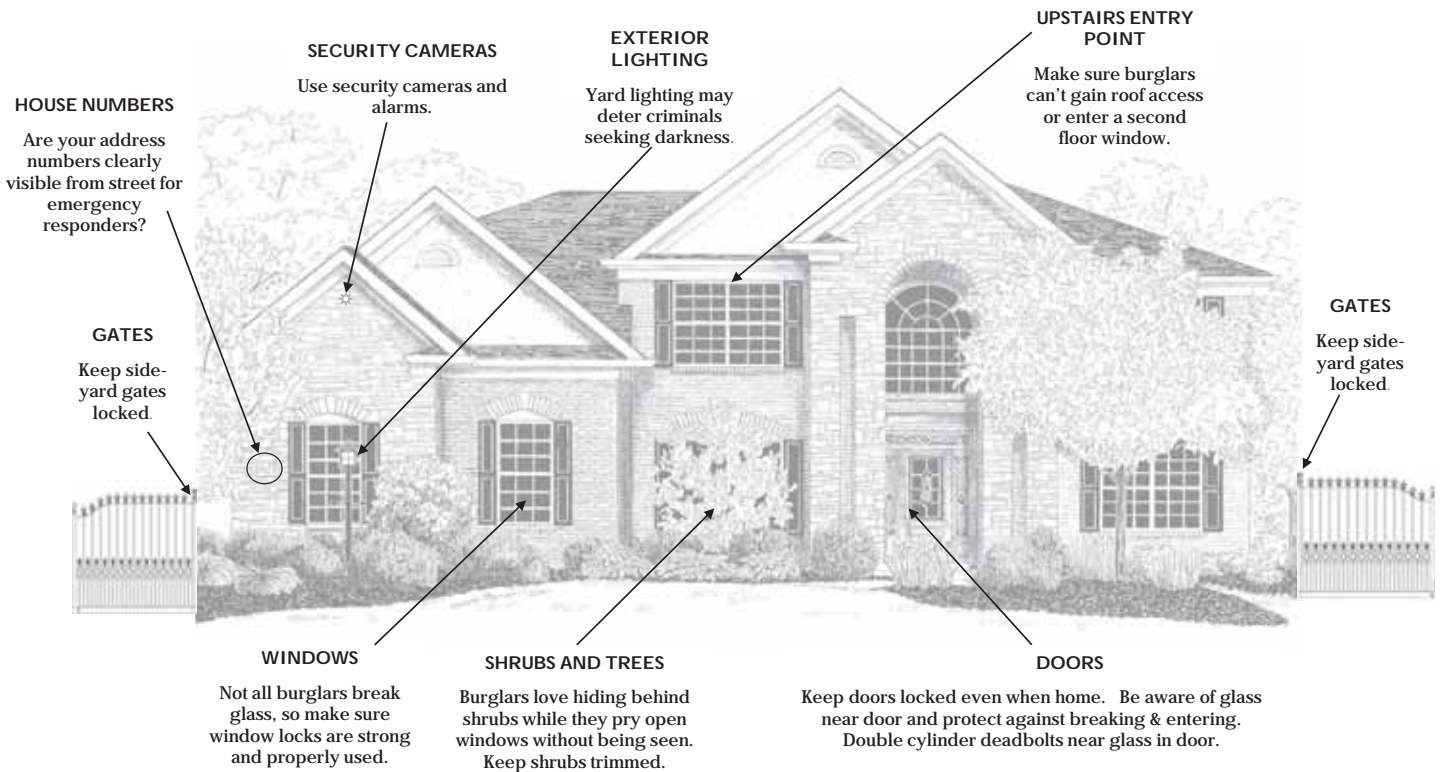
DOOR IS DAMAGED
Is there any damage to the door or frame?



DO NOT enter your home if you think you have been burglarized -- call police to check interior before you enter.

EXTERIOR CHECKS:	Yes	No
1. Is your front door locked when you leave?	<input type="checkbox"/>	<input type="checkbox"/>
2. Is your back door locked when you leave?	<input type="checkbox"/>	<input type="checkbox"/>
3. Is your side door locked when you leave?	<input type="checkbox"/>	<input type="checkbox"/>
4. Is your front door unlocked when you return home?	<input type="checkbox"/>	<input type="checkbox"/>
5. Is your back door unlocked when you return home?	<input type="checkbox"/>	<input type="checkbox"/>
6. Is your side door unlocked when you return home?	<input type="checkbox"/>	<input type="checkbox"/>
7. Is your front door unlocked when you return home?	<input type="checkbox"/>	<input type="checkbox"/>
8. Is your back door unlocked when you return home?	<input type="checkbox"/>	<input type="checkbox"/>
9. Is your side door unlocked when you return home?	<input type="checkbox"/>	<input type="checkbox"/>
10. Is your front door unlocked when you return home?	<input type="checkbox"/>	<input type="checkbox"/>
11. Is your back door unlocked when you return home?	<input type="checkbox"/>	<input type="checkbox"/>
12. Is your side door unlocked when you return home?	<input type="checkbox"/>	<input type="checkbox"/>
13. Is your front door unlocked when you return home?	<input type="checkbox"/>	<input type="checkbox"/>
14. Is your back door unlocked when you return home?	<input type="checkbox"/>	<input type="checkbox"/>
15. Is your side door unlocked when you return home?	<input type="checkbox"/>	<input type="checkbox"/>
16. Is your front door unlocked when you return home?	<input type="checkbox"/>	<input type="checkbox"/>
17. Is your back door unlocked when you return home?	<input type="checkbox"/>	<input type="checkbox"/>
18. Is your side door unlocked when you return home?	<input type="checkbox"/>	<input type="checkbox"/>
19. Is your front door unlocked when you return home?	<input type="checkbox"/>	<input type="checkbox"/>
20. Is your back door unlocked when you return home?	<input type="checkbox"/>	<input type="checkbox"/>
21. Is your side door unlocked when you return home?	<input type="checkbox"/>	<input type="checkbox"/>
22. Is your front door unlocked when you return home?	<input type="checkbox"/>	<input type="checkbox"/>
23. Is your back door unlocked when you return home?	<input type="checkbox"/>	<input type="checkbox"/>
24. Is your side door unlocked when you return home?	<input type="checkbox"/>	<input type="checkbox"/>
25. Is your front door unlocked when you return home?	<input type="checkbox"/>	<input type="checkbox"/>
26. Is your back door unlocked when you return home?	<input type="checkbox"/>	<input type="checkbox"/>
27. Is your side door unlocked when you return home?	<input type="checkbox"/>	<input type="checkbox"/>
28. Is your front door unlocked when you return home?	<input type="checkbox"/>	<input type="checkbox"/>
29. Is your back door unlocked when you return home?	<input type="checkbox"/>	<input type="checkbox"/>
30. Is your side door unlocked when you return home?	<input type="checkbox"/>	<input type="checkbox"/>

HOME SECURITY ASSESSMENT



PREVENTABLE AUTO THEFT & BURGLARY



Garage Door Opener

Park on the street or driveway?

You think bad guys know where to find your remote to access your garage or home while you're sleeping?

Hide it.



JEWELRY HIDING SPOTS IN YOUR HOME





Expecting a Home Delivery Package?



+



=



So are the THIEVES!

Have someone sign for and accept the packages
Don't leave packages on door step!

Nixle's service connects city agencies to citizens, delivering information to residents of geographically targeted areas and neighborhoods.



Notifications may include:

- crime information
- missing persons
- traffic alerts
- community events
- info related to PVE

Palos Verdes Estates PD sends messages via **Nixle**.

Register today at www.Nixle.com



We use Nextdoor to send out community crime and event information.
Join today at www.nextdoor.com





*Neighborhood Watch is us!
It's neighbors, watching out for
neighbors, working with our PVE
Police Department to notify of
suspicious activities in our
neighborhoods.*

**Larry Manth, President
PVE Neighborhood Watch**

ANTI-THEFT DOTS

- Used by residents to tag property
- Used by Police to identify stolen property and return
- Product available at two nearby locations:
 - Malaga Cove Ranch Market
 - Lunada Bay Hardware
- ProTechDNA Service

Learn more go to:

www.antitheftdots.com

The screenshot shows the homepage of the Anti-Theft Dots website. At the top, there is a navigation bar with the following links: HOME, ANTI-THEFT DOTS, LAW ENFORCEMENT, PRODUCTS, RECOVERY DATABASE, and CONTACT US. The contact information includes an email address (info@antitheftdots.com) and a phone number (949.336.5262). The main content area features a central banner titled "APPLICATION FOR ALL TYPES OF PROPERTY" which describes the product as DNA Security labels with embedded Microdots. Below this banner are four images showing the application of the dots to various items: a pen, a motorcycle, paint cans, and a lawnmower. To the right of the banner is a sidebar with five menu items: LOGIN, REGISTRATION, COLLEGE + K-12 PROGRAMS, CHECK OUT OUR VIDEO, and LAW ENFORCEMENT NATIONAL RECOVERY DATABASE. Below the banner, there are two sections: "PROPERTY REGISTRATION" which includes an image of a bicycle and a text box stating that nearly 2 million bikes are reported stolen every year, and "THE ANTI THEFT DOTS APP" which includes an image of a smartphone displaying the app and a text box explaining that the app allows users to register, enter important information, and report theft to law enforcement.

QUESTIONS?